


CALORA

Looks Elegant Works Efficient

Calora Storage Water Heaters,
stylishly designed with advanced
European technology and
high safety features for an
extraordinary bathing experience.



PORCELAIN ENAMEL
GLASS LINED TANK



GUARANTEE
ON INNER TANK



55
YEARS

SERVICE IN
24
HOURS

CE

 **VENUS**TM
WATER HEATERS

Calora Storage Water Heaters are made with Porcelain Enamel Tank that guarantees optimum performance, long life and lower energy consumption for a unique bathing experience. Calora is designed in a compact & stylish way to add more elegance to your modern bathroom.



Models : 10CS, 15CS & 25CS




• Porcelain Enamel Glass Lined Tank: Manufactured in a modern, automated plant using European Technology. Protects the tank from rust and corrosion.



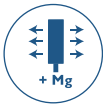
• Glass lined Incoloy 800 element: Withstands temperatures up to 1000°C. Long lasting, even in hard water. Reduces scale formation. Prevents premature element failure.



• Triple Safety : Multi-function Safety Valve, Capillary Thermostat & Thermal cutout.



• 8 bar pressure: Suitable for pressure pumps and multi-storey buildings.



• Sacrificial Magnesium Anode: A special device to enhance the corrosion protection of the tank by means of "Cathodic action".



• Thick Polyurethane Foam (PUF) Insulation: Reduces heat loss and keeps water hot for a much longer time.



Model : 50CSD



• Pre-set Hour Setting: Timer ensures that heating happens in the pre-set hour time, making the Water-Heater energy efficient.



• Power Selector : High Precision Power selector for energy savings - Customized selection of 1 + 2kW.



• Feather Touch Operation : Convenience at the slight tap of the button for ease of operation.



• Digital Display : For visual indication of temperature, in digital format.



• Temperature Adjustment: This gives customized convenience to a customer to set the required water temperature.


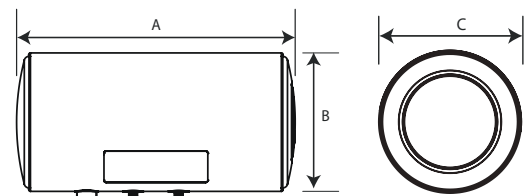
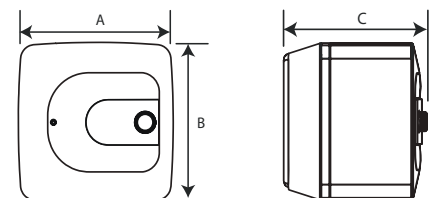
Product Specifications*

Model	Capacity	Power (watts)	Time to Raise Temp by 35°C	Dimension in mm		
				A	B	C
10CS	10 Lts	2000W	13min	328	328	295
15CS	15 Lts	2000W	20min	385	385	305
25CS	25 Lts	2000W	33min	448	448	345
50CSD	50 Lts	3000W	54min	805	400	400

Rated Pressure: 8 Bars (8 Kg/ Cm²: Max, 80m Water Head)

*Specifications are subject to change without prior notice.

	7 Years	Inner Tank
	4 Years	Heating Element
	2 Years	Product



VENUS HOME APPLIANCES (P) LTD.

CENTRAL MARKETING OFFICE: 4/993, Kamaraj Street, Rajiv Gandhi Salai (OMR), Kottivakkam, Perungudi Post, Chennai - 600 096. Ph: 4340 1515
Customer Care: 08144666999 | **Whatsapp:** 09884064999 | **Email:** customercare@venushomeappliances.com | **Website:** www.venushomeappliances.com